



# **Globus<sup>®</sup>**

## **CASTER CATALOG**

**Apparatus and Central Locking Bed Casters**

Where quality comes along with design and low maintenance cost



## Warnings!

### Maintenance and inspection

- 1) To ensure safety and to prevent potential damages, it is essential to maintain and inspect castors periodically. The following items (a) through (d) are indispensable check points in daily inspection.
  - (a) Are castors' clamps tightened completely?
  - (b) Are cracks, breakage or deformed parts not detected?
  - (c) Isn't there any abnormality in bearing of wheels or in the joint of axes?
  - (d) Are cracks or damages not detected in tires? How is their abrasion?
- 2) Remove the foreign matter caught in bearing and swivel brackets with closest care and securely lubricate them.
- 3) The greatest attention should be paid to the opening condition between upper and lower plates of the swivel brackets. There are many cases detected that some impact may have caused the opening to be wider or the steel balls to get off, resulting in lower swivel performance. In such cases, replace the castors with new ones at once.

**To prevent the potential accident and to keep the castors condition complete, it is necessary and important to maintain, fix, repair, or replace the parts with a defect or a failure on detecting them.**

### Cautions on Handling

As for the handling of castors:

- 1) Be sure not to leave the caster on the saint floor or on the slope.
- 2) Even if the caster is equipped with a stopper, it is not allowed to leave the castors on the slope.
- 3) Don't make the stopper function operative while running.
- 4) Traveling with the stopper effective is not allowed.
- 5) Never use electric power to draw castors.
- 6) Be careful not to let the load on the castors fall or to give an extreme strong shock to the castors.
- 7) Don't apply the external force to the side of the caster.
- 8) As for the troubles caused by users' improper work such as modification, recombination and repaint of products as well as improper mounting by welding and etc., please note that we shall disclaim all the responsibility for them.

**Improper handling will promote the deformation, abrasion and deterioration, causing not only physical damage or loss but also personnel risk. Never fail to pay closest attention.**



Don't exceed the maximum load of the castors or the wheel to be used.



Don't fall the castors or the wheel to prevent the strong impact to them.



Don't use under the work environment where the castors move at the speed exceeding walking speed.

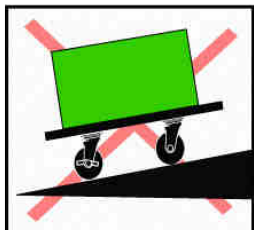
For example, at the speed of lower than 2km/h for wheels with 75 mm or less diameter while lower than 4km/h for ones with 100mm or less.



Don't use the castors under the environment where temperature exceeds the prescribed range.



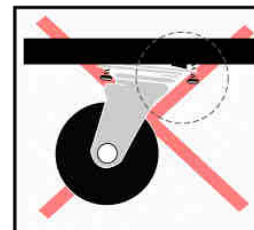
Use under the special environment where the castors are subject to acid, salt, oil or alkali and etc.



Don't leave the castors on the slope even if the type has stoppers.



Don't draw the castors using electric power. (Only manual drawing is permissible.)



Don't keep using with bolts or nuts of castors or wheels loose.

Where quality comes along with design  
and low maintenance cost

# APPARATUS

and

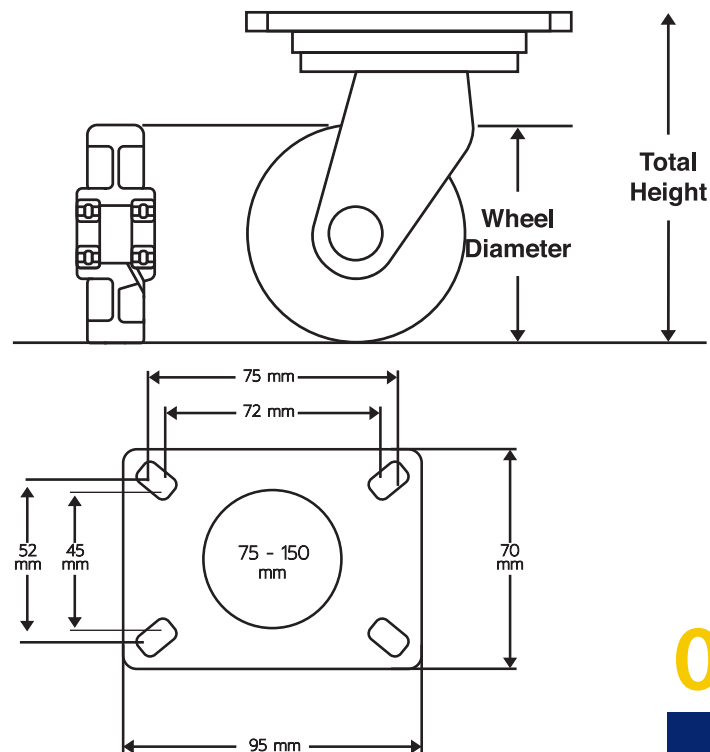
# CENTRAL LOCKING BED

# Casters



## FEATURE

- Available with size 75-150 mm.
- Swivel bearing with double ball raceway
- Protected from dust and water spray with plastic seal
- Modern design with zinc passivated
- Easy Starting and Rolling resistance




# Globus Casters

Apparatus **Casters**









Wheel : Grey Natural Rubber (GNR)

Applications : Care beds, Computer equipment, Display Stand,  
Food transport equipment









Bearing : Precisions Ball Bearing

 80kgs - 110kgs











 mm.	 mm.	 mm.	 mm.	 mm.	 mm.	 mm.	 kgs.
75	25	95x70	75x45/72x52	9	115	43.5	80
100	30	95x70	75x45/72x52	9	138	41.5	90
125	32	95x70	75x45/72x52	9	165	43	100
150	32	95x70	75x45/72x52	9	189	51	110











 mm.	 mm.	 mm.	 mm.	 mm.	 mm.	 mm.	 kgs.
75	25	95x70	75x45/72x52	9	115	43.5	80
100	30	95x70	75x45/72x52	9	138	41.5	90
125	32	95x70	75x45/72x52	9	165	43	100
150	32	95x70	75x45/72x52	9	189	51	110









 mm.	 mm.	 mm.	 mm.	 mm.	 mm.	 mm.	 kgs.
75	25		13		109	43.5	80
100	30		13		132	41.5	90
125	32		13		159	43	100
150	32		13		182	51	110









 mm.	 mm.	 mm.	 mm.	 mm.	 mm.	 mm.	 kgs.
75	25		13		109	43.5	80
100	30		13		132	41.5	90
125	32		13		159	43	100
150	32		13		182	51	110



 mm.	 mm.	 mm.	 mm.	 mm.	 kgs.
75	25	M10,M12,M16, 3/8"SW, 1/2"NF	118	43.5	80
100	30	M10,M12,M16, 3/8"SW, 1/2"NF	140	41.5	90
125	32	M10,M12,M16, 3/8"SW, 1/2"NF	167	43	100
150	32	M10,M12,M16, 3/8"SW, 1/2"NF	190	51	110



 mm.	 mm.	 mm.	 mm.	 mm.	 kgs.
75	25	M10,M12,M16, 3/8"SW, 1/2"NF	118	43.5	80
100	30	M10,M12,M16, 3/8"SW, 1/2"NF	140	41.5	90
125	32	M10,M12,M16, 3/8"SW, 1/2"NF	167	43	100
150	32	M10,M12,M16, 3/8"SW, 1/2"NF	190	51	110


# Globus Casters

Apparatus **Casters**









Wheel : Polypropylene Wheel (PP)

Applications : File carts, Laundry Cart, Restaurant area, Dustbin









Bearing : Precision Ball Bearing

 80kgs - 100kgs











 mm.	 mm.	 mm.	 mm.	 mm.	 mm.	 mm.	 kgs.
80	32	95x70	75x45/72x52	9	117	43.5	80
100	32	95x70	75x45/72x52	9	138	41.5	100











 mm.	 mm.	 mm.	 mm.	 mm.	 mm.	 mm.	 kgs.
80	32	95x70	75x45/72x52	9	117	43.5	80
100	32	95x70	75x45/72x52	9	138	41.5	100









 mm.	 mm.	 mm.	 mm.	 mm.	 mm.	 mm.	 kgs.
80	32		13		110	43.5	80
100	32		13		131	41.5	100









 mm.	 mm.	 mm.	 mm.	 mm.	 mm.	 mm.	 kgs.
80	32		13		110	43.5	80
100	32		13		131	41.5	100



 mm.	 mm.	 mm.	 mm.	 mm.	 kgs.
80	32	M10,M12,M16, 3/8"SW, 1/2"NF	118	43.5	80
100	32	M10,M12,M16, 3/8"SW, 1/2"NF	139	41.5	100



 mm.	 mm.	 mm.	 mm.	 mm.	 kgs.
80	32	M10,M12,M16, 3/8"SW, 1/2"NF	118	43.5	80
100	32	M10,M12,M16, 3/8"SW, 1/2"NF	139	41.5	100


# Globus Casters

Apparatus **Casters**









Wheel : Thermoplastic Polyurethane (TPU)

Applications : Shop fitting, Sport equipment, Sales Stands, Industrial Kitchen









Bearing : Precision Ball Bearing

 80kgs - 110kgs











 mm.	 mm.	 mm.	 mm.	 mm.	 mm.	 mm.	 kgs.
80	32	95x70	75x45/72x52	9	117	43.5	80
100	32	95x70	75x45/72x52	9	138	41.5	100
125	32	95x70	75x45/72x52	9	165	43	110











 mm.	 mm.	 mm.	 mm.	 mm.	 mm.	 mm.	 kgs.
80	32	95x70	75x45/72x52	9	117	43.5	80
100	32	95x70	75x45/72x52	9	138	41.5	100
125	32	95x70	75x45/72x52	9	165	43	110









 mm.	 mm.	 mm.	 mm.	 mm.	 mm.	 mm.	 kgs.
80	32		13		110	43.5	80
100	32		13		131	41.5	100
125	32		13		159	43	110









 mm.	 mm.	 mm.	 mm.	 mm.	 mm.	 mm.	 kgs.
80	32		13		110	43.5	80
100	32		13		131	41.5	100
125	32		13		159	43	110



 mm.	 mm.	 mm.	 mm.	 mm.	 kgs.
80	32	M10,M12,M16, 3/8"SW, 1/2"NF	118	43.5	80
100	32	M10,M12,M16, 3/8"SW, 1/2"NF	139	41.5	100
125	32	M10,M12,M16, 3/8"SW, 1/2"NF	167	43	110



 mm.	 mm.	 mm.	 mm.	 mm.	 kgs.
80	32	M10,M12,M16, 3/8"SW, 1/2"NF	118	43.5	80
100	32	M10,M12,M16, 3/8"SW, 1/2"NF	139	41.5	100
125	32	M10,M12,M16, 3/8"SW, 1/2"NF	167	43	110


# Globus Casters

## Central Locking Bed Caster

Wheel : Thermoplastic Elastomer (TPE)

Applications : Care Beds, Hospital beds, OP Beds, Intensive care beds

Bearing : Precision Ball Bearing

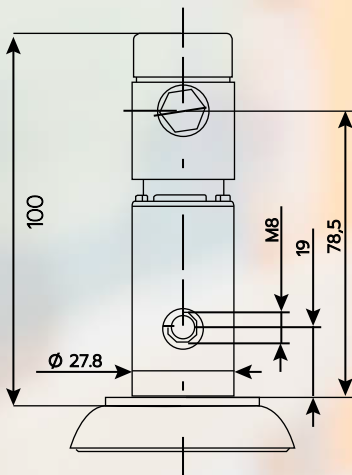
 100kgs - 120kgs



# CENTRAL LOCKING BED Casters

## Central locking brakes

Hospital beds must be reliable and easy to manoeuvre. Modern hospital beds are therefore equipped with central locking brake mechanisms, which enable time and energy-saving operation.



### Fixing Pin 78,5 mm

- For standard insertion measurement  $\varnothing$  28
- Switching shaft variants A/B
- Switching shaft in line or across direction of travel
- Two tapped fixing holes
- Snap-on adapter sleeves for different tube measurements available!




### Directional locking brakes

For setting of straight ahead motion, the use of a directional locking brake integrated in the fixing pin is recommended.

The mechanism allows a central pedal to select the following modes of operation:



- 1 Motion straight ahead (only when equipped with directional locking brake mode)
- 2 Changes of direction: free mobility of all castors
- 3 Full locking of all four castors

 mm.	 mm.		 mm.	 mm.	 mm.	 mm.	 mm.	 mm.	 kgs.
125	32	Ball bearing	28	100	19	M8x1.25	164	44	100
150	32	Ball bearing	28	100	19	M8x1.25	191	51	120

# Globus®



ห้างหุ้นส่วนจำกัด ทิแม็ง (สำนักงานใหญ่)  
TIMENG LTD, PART. (Head Office)

4 ซอยเจริญพานิช ถนนเจริญกรุง แขวงสัมพันธวงศ์ เขตสัมพันธวงศ์ กรุงเทพฯ 10100  
4 Soi Chareon Panich, New Road, Samphantawong, Samphantawong  
Bangkok, Thailand 10100  
Tel: +66(2) 234-3071-2 | Fax: +66(2) 237-5915  
www.bkkcaster.com | email: timengkp@hotmail.com  
Tax ID: 0103508010367

